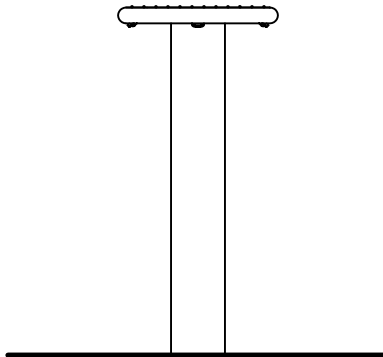


TOP VIEW

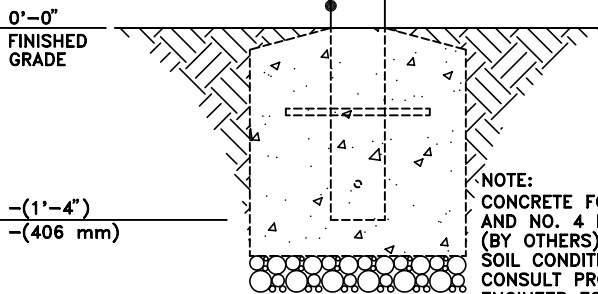
2'-5"
(737 mm)

0'-0"
FINISHED GRADE



FRONT VIEW

**DIRECT EMBEDMENT
SEAT POST**




NOTE:
CONCRETE FOOTING
AND NO. 4 REBAR
(BY OTHERS) PER LOCAL
SOIL CONDITIONS.
CONSULT PROJECT
ENGINEER FOR
EXACT REQUIREMENTS.

2982-01-E (DIRECT EMBEDMENT)

**PEDESTAL MOUNT
SEAT POST
ASSEMBLY**

5/8" (16 mm) DIAMETER HOLES
PROVIDED FOR ANCHORS
BY OTHERS
(TYPICAL-3)



2982-02-P (PEDESTAL MOUNT)

This drawing reveals the copyrighted intellectual property of Columbia Cascade Company. Not for use by others without our express, written authorization.

Authorization for use is hereby granted to architects, landscape architects and similar design professionals solely for the purpose of specifying TimberForm products.



COLUMBIA CASCADE COMPANY

Makers of TimberForm®, PipeLine®,
RePlay®, TimberForm®-2, InterPlay®,
CycLoops® and CycLocker® Products.

1300 S.W. Sixth Avenue, Suite 310 Telephone 503/223-1157
Portland, Oregon 97201-3464 Facsimile 503/223-4530
U.S.A.

WWW.TIMBERFORM.COM

Title:

**TIMBERFORM BISTRO
MODEL NO. 2982-02
TALL SEAT
(WELDED WIRE TOP)**



Scale
3/4" = 1'-0"

Drawn by: AT 07-04-10
Ck'd by:

Drawing No.
W-2982-02

Sheet
1 of 1